

# RPM220

## Two Stage Loader-Mounted Snow Blower

- ▶ Up to 3,000 tons/hour
- ▶ Telescopic and side chutes
- ▶ Reliable, high-performance transmission
- ▶ Tier 4 Final Stage 5 engine
- ▶ Ultra-sturdy construction

Sourcewell   
Awarded Contract  
Contract # 062222-AGI



Watch Video



Actual product may vary from photos due to continuous product enhancement.

**RPM**  
TECH

## Uncompromising Performance and Reliability

The RPM220 is a two phase loader-mounted snow blower for medium to large size wheel loaders. This self-contained model provides better performance and reliability than other available blowers of similar size.

The RPM220 is equipped with an efficient power train providing an outstanding snow-clearing rate of 3,000 tons/hour. The high-performance transmission system is designed to use the engine's full power while minimizing energy losses and maintenance.

### A Vigorous Engine

The RPM220 is powered by a 225 kW (300 hp) dual certified Tier 4 Final Stage 5 Diesel engine equipped with particle post-treatment technology allowing fast engine recovery.

- Uncompromising performance
- Fuel efficient
- Quiet



### A High-Performance Transmission

Designed with as few components as possible, the RPM220 transmission is very reliable and transfers maximum power from the engine. The transmission includes a single gearbox, which minimizes energy loss. Most blowers on the market have as many as three gearboxes and thus require a more powerful engine to compensate for performance.

- Highly reliable
- Optimal power transfer
- Fewer critical parts
- Low maintenance costs




### Belt Drive System

The RPM220 belt drive system provides many advantages over a chain drive as well as greater shock resistance.

- Transfers up to 98% of engine power
- Longer service life
- No oil bath
- No risk of leaks
- Reduces replacement of shear bolts
- Minimizes interruptions and down time

# RPM220





### An Effective Impeller

With its large impeller casing featuring an unrestricted intake, more snow is fed to the impeller blades thus better productivity.

- Blows a higher volume of snow
- Makes full use of engine power



Optional color screen


### Intuitive Operation

The large display screen gives the operator a fast read of the blower's operating parameters. An easy-to-use joystick controls all functions.

### Easy Maintenance

The tilt-up engine cowling, swing doors grease zerks, and well-thought-out mechanical design provide easy access to main components or parts requiring regular maintenance, such as:

- Oil and fuel filters
- Hydraulic oil tank
- Radiator
- Shear bolts
- Gear box



### Emergency Clutch Engagement

In the event of a clutch failure, a lever allows for its manual activation to let you finish the job.



### The Most Rugged Frame

The triangular frame design composed of two (2) oversize beams on each side, maintains the structure integrity during hard work and makes it more resistant to impacts. RPM Tech's snow blowers are built to last!



### The RPM220 is ideal for:

- Municipalities
- Snow removal contractors
- Regional airports
- Railway companies

### RPM Tech Advantages

- Proven reliability and service life
- Designed for extended periods of hard use
- Heavy-duty construction resists deformation
- Engine design audited by Caterpillar®
- Weather-resistant electrical components
- More than 55 years of experience designing and manufacturing snow-removal equipment

# Summary Technical Specifications – RPM220

Up to 3,000 tons/hour capacity<sup>1</sup>

Casting<sup>1</sup>: Up to 46 m (150 ft)

Clears fresh, heavy, and hard-packed snow

## DIMENSIONS

- Cutting width: 2795 mm (110 in.)
- Overall height: 3442 mm (135 ½ in.) with standard telescopic chute retracted
- Overall length: 2279 mm (89¾ in.) with steering vanes and without female coupler
- Working height: 1321 mm (52 in.)
- Weight: 4445 kg (9800 lb) with full fuel tank, and fixed steering vanes. Complies with SAAQ classes 1 and 6

## AUGERS

- Two (2) interchangeable 510 mm (20 in.) diameter full flight and serrated augers, welded in one piece

## IMPELLER AND IMPELLER CASING

- 990 mm (39 in.) diameter impeller
- Five (5) bolted concave blades
- Impeller casing:
  - Inside diameter: 990 mm (39 in.)
  - Intake diameter: 972 mm (38¼ in.)
  - Depth: 349 mm (13¾ in.)
  - Volume of 268.6 liters (71 usgal)
  - 145° rotation
- Casting<sup>1</sup>: Up to 46 m (150 ft) through the impeller housing chute

## STANDARD TELESCOPIC CHUTE

- Adjustable height from 3442 to 3899 mm (135 ½ to 153 ½ in.)
- Extension: 457 mm (18 in.) hydraulically activated
- Rotation: 300° minimum
- Casting<sup>1</sup>: 1 to 16 m (3 to 50 ft)

## ENGINE

- 225 kW (300 hp) C7.1 Caterpillar® dual certified Tier 4 Final Stage 5, turbocharged Diesel engine
- Winter starting aid: 1000 W block heater and glow plugs

## TRANSMISSION

- Belt transmission system with no oil bath
- One (1) gear box
- Two (2) shear bolt assemblies protect the gear box and transmission shaft.

## CLUTCH

- Twin Disc® make
- Greasing system easily accessible

## FUEL TANK

- 300 L (79 gal) steel tank

## CHASSIS

- Fully welded sturdy steel construction

## FIXED STEERING VANES

- Height: 2,438 mm (96 in.)

## ELECTRICAL SYSTEM

- Sealed 12 V, 100 A alternator
- Two (2) maintenance-free 2250 CCA batteries

## CONTROLS AND INSTRUMENTATION

- Heavy-duty Sauer Danfoss PLUS+1 control system
- High resolution LCD grayscale display screen
- Joystick with integrated functions

## SKATES AND SCRAPER BLADES

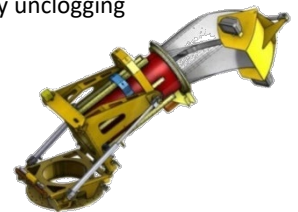
- Eight (8) abrasion resistant Trimay® skates under the unit
- Two (2) 44W steel reversible scraper blades

## ACCESSORIES INCLUDED

- Radiator blanket cover
- DEF tank heater

## OPTIONAL EQUIPMENT (SHORT LIST)

- Wireless remote control system
- 2946 mm (116 in.) cutting width steering vanes
- Arctic lubrication kit for constant temp. below -25°C (-13°F)
- Battery and/or hydraulic oil heater
- Bolted-on ice breakers
- Variable air flow fan
- Complete female quick coupler system
- Work lights on body and/or chute (LED or Halogen)
- Inclinable hydraulic tilt chute for easy unclogging



Tenco Inc. reserves the right to modify or discontinue any design, specifications, characteristics, model, or accessory without notice.

<sup>1</sup> Depending on snow conditions

Contact your representative for full details



A Trademark of Tenco Inc.

Sales Office  
Laval, QC Canada

Tel **1.450.687.3280**  
**1.800.631.9297**  
(North America)

**info@rpmtechgroup.com**